

HYDRAULIC HOSE (MRO) MARKET

The U.S. market for hydraulic hose (MRO) represents about \$1.4 billion, according to estimates from MDM Analytics, Niwot, Colorado. The following charts show the top 10 industries, by Standard Industrial Classification (SIC) code, consuming these products in the manufacturing,

construction and mining/utilities industries, plus annual end-user consumption by geographic region. *Industrial Supply* magazine reports on a separate product segment each issue to help distributors determine market opportunities.

TOP 10 MANUFACTURING INDUSTRIES

SIC code	Market Value	Companies
2621 Paper Mills	\$ 142,253,039	1,983
2911 Petroleum Refining	\$ 63,111,721	1,583
2869 Industrial Organic Chemicals	\$ 55,600,150	3,461
2819 Industrial Inorganic Chemicals	\$ 47,160,877	2,700
2631 Paperboard Mills	\$ 42,511,411	645
2834 Pharmaceutical Preparations	\$ 42,352,349	8,719
2821 Plastics Materials, and Resins	\$ 27,032,482	2,967
2611 Pulp Mills	\$ 20,197,577	347
2844 Perfumes, Cosmetics, and Other Toilet Preparations	\$ 13,277,103	5,133
2874 Phosphatic Fertilizers	\$ 10,905,591	107











TOP 10 CONSTRUCTION INDUSTRIES

SIC code	Market Value	Companies
1771 Concrete Work	\$ 99,454,865	44,112
1611 Highway and Street Construction	\$ 84,357,538	27,342
1623 Water, Sewer, and Utility Line Construction	\$ 57,373,051	13,161
1794 Excavation Work	\$ 54,349,365	34,807
1731 Electrical Work	\$ 53,816,751	115,824
1542 General Contractors-Nonresidential Buildings	\$ 44,451,788	43,442
1711 Plumbing, Heating and Air-Conditioning	\$ 43,742,509	191,184
1629 Heavy Construction	\$ 41,785,081	13,149
1541 General Contractors-Industrial Buildings and Warehouses	\$ 19,031,044	12,728
1521 General Contractors-Single-Family Houses	\$ 10,050,670	469,692

TOP 10 MINING/UTILITIES INDUSTRIES

SIC code	Market Value	Companies
4953 Refuse Systems	\$ 78,091,653	27,699
1221 Bituminous Coal and Lignite Surface Mining	\$ 14,648,128	550
1041 Gold Ores	\$ 9,292,068	365
1479 Chemical and Fertilizer Mineral Mining	\$ 8,651,272	101
1442 Construction Sand and Gravel	\$ 6,082,617	2,416
1422 Crushed and Broken Limestone	\$ 5,026,424	1,028
1222 Bituminous Coal Underground Mining	\$ 4,798,459	113
1021 Copper Ores	\$ 3,087,159	84
4512 Air Transportation, Scheduled	\$ 3,069,610	2,398
4011 Railroads, Line-Haul Operating	\$ 2,911,090	2,440

END-USER CONSUMPTION BY REGION

NORTHEAST COASTAL		Construction	\$ 23,656,578
		Manufacturing	\$ 29,730,210
		Mining & Utility	\$ 60,59,513
		Region total	\$ 59,446,301
MID- ATLANTIC		Construction	\$ 57,164,566
		Manufacturing	\$ 93,716,118
		Mining & Utility	\$ 20,560,154
		Region total	\$ 171,440,838
SOUTH ATLANTIC		Construction	\$ 116,096,799
		Manufacturing	\$ 126,044,484
		Mining	\$ 32,303,869
		Region total	\$ 274,445,152
SOUTHEAST CENTRAL		Construction	\$ 301,118,121
		Manufacturing	\$ 55,792,702
		Mining & Utility	\$ 13,188,355
		Region total	\$ 63,981,057
NORTHEAST CENTRAL		Construction	\$ 71,367,177
		Manufacturing	\$ 122,640,104
		Mining & Utility	\$ 23,021,551
		Region total	\$ 124,118,938
NORTHWEST CENTRAL		Construction	\$ 43,315,602
		Manufacturing	\$ 42,660,283
		Mining & Utility	\$ 13,776,544
		Region total	\$ 99,752,429
SOUTHWEST CENTRAL		Construction	\$ 81,871,205
		Manufacturing	\$ 87,324,680
		Mining	\$ 20,778,763
		Region total	\$ 189,974,648
MOUNTAIN STATES		Construction	\$ 51,576,911
		Manufacturing	\$ 27,354,540
		Mining & Utility	\$ 29,385,385
		Region total	\$108,316,836
PACIFIC COAST		Construction	\$ 79,247,418
		Manufacturing	\$ 60,256,925
		Mining & Utility	\$ 22,357,745
		Region total	\$161,862,088
U.S. TOTAL		Construction	\$ 554,408,068
		Manufacturing	\$ 645,520,046
		Mining & Utility	\$ 181,431,879
		U.S. total	\$1,381,359,993

Source: MDM Analytics, Niwot, Colorado, (303) 443-5062, www.mdm.com/mdm-analytics.

GROW YOUR MARKET SHARE

Market intelligence to
target high-potential
accounts

Market profiles by:

- County
- Zip
- Account

 **mdm analytics**

888-742-5060

www.mdm.com/mdm-analytics

**Reach your full
market potential**