

CARBIDE CUTTING TOOLS MARKET

The U.S. market for carbide cutting tools represents about \$3.2 billion, according to estimates from MDM Analytics, Boulder, Colorado. The following charts show the top 10 industries, by Standard Industrial Classification (SIC) code, consuming these products in the manufacturing, construction and mining/utilities industries, plus annual end-user consumption by geographic region. *Industrial Supply* magazine reports on a separate product segment each issue to help distributors determine market opportunities.











TOP 25 MANUFACTURING INDUSTRIES

SIC code	Market Value	Companies
3724 Aircraft Engines and Engine Parts	\$298,684,267	996
3531 Construction Machinery and Equipment	\$240,824,450	4,208
3599 Industrial and Commercial Machinery and Equipment	\$212,420,629	22,133
3523 Farm Machinery and Equipment	\$200,548,390	3,551
3519 Internal Combustion Engines	\$133,866,914	995
3714 Motor Vehicle Parts and Accessories	\$113,791,615	5,607
3545 Machine Tool Accessories	\$111,079,678	2,606
3541 Machine Tools, Metal Cutting Types	\$90,784,348	2,521
3621 Motors and Generators	\$90,705,052	1,721
3561 Pumps and Pumping Equipment	\$88,500,865	1,483
3544 Special Dies and Tools, Die Sets, Jigs and Fixtures	\$83,959,061	5,053
3721 Aircraft	\$76,714,231	2,480
3711 Motor Vehicles and Passenger Car Bodies	\$72,095,431	1,983
3451 Screw Machine Products	\$69,923,529	1,122
3491 Industrial Valves	\$52,477,691	868
3533 Oil and Gas Field Machinery and Equipment	\$51,172,609	1,844
3511 Turbines, and Turbine Generator Set Units	\$48,092,721	721
3559 Special Industry Machinery	\$39,658,506	3,039
3452 Bolts, Nuts, Screws, Rivets, and Washers	\$39,528,537	1,026
3494 Valves and Pipe Fittings	\$39,001,547	725
3841 Surgical and Medical Instruments and Apparatus	\$35,849,015	5,302
3585 Refrigeration and Heating Equipment	\$35,539,253	2,744
3542 Machine Tools, Metal Forming Types	\$34,860,132	887
3537 Industrial Trucks, Tractors, Trailers, and Stackers	\$32,629,633	1,767
3423 Hand and Edge Tools, Except Machine Tools and Handsaws	\$29,522,949	1,465

TOP 10 CONSTRUCTION INDUSTRIES

SIC code	Market Value	Companies
1542 General Contractors-Nonresidential Buildings	\$9,552,952	46,828
1761 Roofing, Siding, and Sheet Metal Work	\$2,584,117	53,238
1711 Plumbing, Heating and Air-Conditioning	\$1,775,583	184,030
1731 Electrical Work	\$1,091,133	118,539
1611 Highway and Street Construction, Except Elevated Highways	\$484,479	26,481
1623 Water, Sewer, Pipeline, and Utilities Construction	\$319,151	13,489
1629 Heavy Construction	\$300,511	14,504
1771 Concrete Work	\$293,432	42,750
1791 Structural Steel Erection	\$149,636	5,011
1794 Excavation Work	\$93,655	36,476

END-USER CONSUMPTION BY REGION

NORTHEAST COASTAL		Construction Manufacturing Region total	\$696,713 \$187,460,378 \$188,157,090
MID- ATLANTIC		Construction Manufacturing Region total	\$1,930,819 \$323,080,702 \$325,011,521
SOUTH ATLANTIC		Construction Manufacturing Region total	\$3,623,386 \$409,882,253 \$413,505,639
SOUTHEAST CENTRAL		Construction Manufacturing Region total	\$975,212 \$166,735,672 \$167,710,885
NORTHEAST CENTRAL		Construction Manufacturing Region total	\$2,121,450 \$912,553,545 \$914,674,995
NORTHWEST CENTRAL		Construction Manufacturing Region total	\$1,352,704 \$325,868,000 \$327,220,704
SOUTHWEST CENTRAL		Construction Manufacturing Region total	\$2,161,041 \$344,637,952 \$346,798,993
MOUNTAIN STATES		Construction Manufacturing Region total	\$1,431,988 \$147,848,522 \$149,280,510
PACIFIC COAST		Construction Manufacturing Region total	\$2,487,280 \$333,635,256 \$336,122,536
U.S. TOTAL		Construction Manufacturing U.S. total	\$16,780,594 \$3,151,702,279 \$3,168,482,873

Source: MDM Analytics Boulder, Colo., (303) 443-5062, www.mdm.com/analytics.

GROW YOUR MARKET SHARE

Market intelligence to
target high-potential
accounts

Market profiles by:

- County
- Zip
- Account

 **mdm analytics**

888-742-5060
www.mdm.com/analytics

**Reach your full
market potential**