

CARBIDE CUTTING TOOLS MARKET

The U.S. market for carbide cutting tools represents about \$3.6 billion, according to estimates from MDM Analytics, Boulder, Colorado. The following charts show the top 10 industries, by Standard Industrial Classification (SIC) code, consuming these products in the manufacturing, construction and mining/utilities industries, plus annual end-user consumption by geographic region. *Industrial Supply* magazine reports on a separate product segment each issue to help distributors determine market opportunities.











TOP 25 MANUFACTURING INDUSTRIES

SIC code	Market Value	Companies
3724 Aircraft Engines and Engine Parts	\$346,816,695	1,248
3531 Construction Machinery and Equipment	\$293,783,832	4,150
3599 Industrial and Commercial Machinery and Equipment	\$244,338,599	22,231
3523 Farm Machinery and Equipment	\$230,281,699	3,036
3519 Internal Combustion Engines	\$148,897,677	909
3714 Motor Vehicle Parts and Accessories	\$130,219,002	5,984
3545 Cutting Tools, Machine Tool Accessories	\$127,595,521	2,435
3541 Machine Tools, Metal Cutting Types	\$106,419,743	2,428
3561 Pumps and Pumping Equipment	\$103,333,975	1,484
3621 Motors and Generators	\$101,463,129	1,637
3544 Special Dies and Tools, Die Sets, Jigs and Fixtures	\$96,505,338	4,836
3711 Motor Vehicles and Passenger Car Bodies	\$84,700,606	1,898
3451 Screw Machine Products	\$81,746,110	1,097
3721 Aircraft	\$78,339,420	2,637
3491 Industrial Valves	\$61,532,367	924
3511 Steam, Gas, and Turbine Generator Set Units	\$59,419,939	706
3533 Oil and Gas Field Machinery and Equipment	\$56,097,832	1,739
3452 Bolts, Nuts, Screws, Rivets, and Washers	\$45,864,271	969
3494 Valves and Pipe Fittings	\$45,153,459	658
3559 Special Industry Machinery	\$43,394,663	2,781
3841 Surgical and Medical Instruments and Apparatus	\$40,495,159	5,541
3585 Air-Conditioning and Heating and Industrial Refrigeration Equipment	\$39,235,346	2,659
3542 Machine Tools, Metal Forming Types	\$39,165,113	825
3537 Industrial Trucks, Tractors, Trailers, and Stackers	\$37,664,748	1,803
3423 Hand and Edge Tools, Except Machine Tools and Handsaws	\$33,969,108	1,343

TOP 10 CONSTRUCTION INDUSTRIES

SIC code	Market Value	Companies
1542 General Contractors-Nonresidential Buildings	\$11,061,743	45,853
1761 Roofing, Siding, and Sheet Metal Work	\$2,987,893	59,654
1711 Plumbing, Heating and Air-Conditioning	\$2,053,265	188,514
1731 Electrical Work	\$1,281,780	119,939
1611 Highway and Street Construction, Except Elevated Highways	\$558,946	27,158
1623 Water, Sewer, Pipeline, and Utility Construction	\$371,059	13,378
1629 Heavy Construction	\$345,248	13,935
1771 Concrete Work	\$339,777	43,645
1791 Structural Steel Erection	\$174,223	5,024
1794 Excavation Work	\$108,934	36,216

END-USER CONSUMPTION BY REGION

NORTHEAST COASTAL		Construction Manufacturing Region total	\$754,821 \$209,172,724 \$209,927,545
MID- ATLANTIC		Construction Manufacturing Region total	\$2,223,983 \$380,536,766 \$382,760,749
SOUTH ATLANTIC		Construction Manufacturing Region total	\$4,231,114 \$457,103,772 \$461,334,886
SOUTHEAST CENTRAL		Construction Manufacturing Region total	\$1,101,252 \$206,020,792 \$207,122,044
NORTHEAST CENTRAL		Construction Manufacturing Region total	\$2,472,411 \$1,044,761,749 \$1,047,234,160
NORTHWEST CENTRAL		Construction Manufacturing Region total	\$1,535,428 \$385,256,485 \$386,791,913
SOUTHWEST CENTRAL		Construction Manufacturing Region total	\$2,521,384 \$393,100,259 \$395,621,643
MOUNTAIN STATES		Construction Manufacturing Region total	\$1,696,503 \$163,873,583 \$165,570,086
PACIFIC COAST		Construction Manufacturing Region total	\$2,903,018 \$400,777,288 \$403,680,306
U.S. TOTAL		Construction Manufacturing U.S. total	\$19,439,914 \$3,640,603,418 \$3,660,043,332

Source: MDM Analytics Boulder, Colo., (303) 443-5062, www.mdm.com/analytics.

GROW YOUR MARKET SHARE

Market intelligence to
target high-potential
accounts

Market profiles by:

- County
- Zip
- Account

 **mdm analytics**

888-742-5060
www.mdm.com/analytics

**Reach your full
market potential**