

# ELECTRIC POWER TOOLS MARKET

The U.S. market for electric power tools represents about \$1.4 billion, according to estimates from MDM Analytics, Boulder, Colorado. The following charts show the top 10 industries, by Standard Industrial Classification (SIC) code, consuming these products in manufacturing and construction, plus annual end-user consumption by geographic region. *Industrial Supply* magazine reports on a separate product segment each issue to help distributors determine market opportunities.











## TOP 25 MANUFACTURING INDUSTRIES

SIC code	Market Value	Companies
3714 Motor Vehicle Parts and Accessories	\$ 71,084,064	5,985
3711 Motor Vehicles and Passenger Car Bodies	50,120,245	1,871
3721 Aircraft	39,502,238	2,582
3724 Aircraft Engines and Engine Parts	21,995,067	1,229
3531 Construction Machinery and Equipment	17,301,730	4,108
3651 Household Audio and Video Equipment	17,087,437	1,901
3728 Aircraft Parts and Auxiliary Equipment	15,427,215	2,839
3441 Fabricated Structural Metal	13,925,586	6,902
2621 Paper Mills	13,360,946	1,963
3312 Steel Works, Blast Furnaces and Rolling Mills	12,998,976	2,580
2431 Millwork	12,915,323	14,908
3523 Farm Machinery and Equipment	11,844,128	3,053
2834 Pharmaceutical Preparations	11,143,304	7,995
2911 Petroleum Refining	10,376,294	1,769
2821 Plastics Materials, Synthetic Resins	10,047,211	2,547
3812 Search and Navigation Equipment	9,918,858	3,830
2511 Wood Household Furniture, Except Upholstered	9,618,820	2,855
2434 Wood Kitchen Cabinets	9,573,994	9,614
3577 Computer Peripheral Equipment	8,618,557	2,091
3585 AC, Refrigeration and Heating Equipment	8,411,321	2,637
3625 Relays and Industrial Controls	8,084,776	1,846
2631 Paperboard Mills	8,082,656	807
3621 Motors and Generators	7,963,350	1,620
3731 Ship Building and Repairing	7,716,185	1,077
2541 Wood Partitions and Fixtures	7,456,625	1,747

## TOP 10 CONSTRUCTION INDUSTRIES

SIC code	Market Value	Companies
1711 Plumbing, Heating and Air-Conditioning	\$ 104,445,992	187,660
1731 Electrical Work	79,750,227	118,834
1542 General Contractors-Nonresidential Buildings	39,731,421	45,076
1521 General Contractors-Single-Family Houses	25,836,565	460,876
1771 Concrete Work	25,769,193	43,685
1611 Highway and Street Construction, Except Elevated Highways	15,778,728	27,039
1623 Water, Sewer, Pipeline, and Utility Line Construction	15,593,962	13,171
1522 General Contractors-Residential Buildings	15,397,627	34,923
1541 General Contractors-Industrial Buildings and Warehouses	14,568,097	13,069
1629 Heavy Construction	14,115,899	13,631

# END-USER CONSUMPTION BY REGION

NORTHEAST COASTAL		Construction Manufacturing Region total	\$20,094,769 \$46,192,202 \$66,286,971
MID- ATLANTIC		Construction Manufacturing Region total	\$49,512,690 \$101,327,528 \$150,840,218
SOUTH ATLANTIC		Construction Manufacturing Region total	\$95,271,595 \$229,418,450 \$324,690,045
SOUTHEAST CENTRAL		Construction Manufacturing Region total	\$22,660,675 \$48,769,870 \$71,430,545
NORTHEAST CENTRAL		Construction Manufacturing Region total	\$55,886,007 \$103,065,672 \$158,951,679
NORTHWEST CENTRAL		Construction Manufacturing Region total	\$31,722,749 \$68,034,029 \$99,756,778
SOUTHWEST CENTRAL		Construction Manufacturing Region total	\$58,348,578 \$127,757,384 \$186,105,962
MOUNTAIN STATES		Construction Manufacturing Region total	\$38,106,297 \$74,250,534 \$112,356,831
PACIFIC COAST		Construction Manufacturing Region total	\$67,377,776 \$152,371,965 \$219,749,741
U.S. TOTAL		Construction Manufacturing U.S. total	\$438,981,136 \$951,187,634 \$1,390,168,770

Source: MDM Analytics Boulder, Colo., (303) 443-5062, [www.mdm.com/analytics](http://www.mdm.com/analytics).

## GROW YOUR MARKET SHARE

Market intelligence to  
target high-potential  
accounts

### Market profiles by:

- County
- Zip
- Account

 **mdm analytics**

**888-742-5060**  
[www.mdm.com/analytics](http://www.mdm.com/analytics)

**Reach your full  
market potential**