

# COATED ABRASIVES MARKET

The U.S. market for coated abrasives represents about \$2.3 billion, according to estimates from MDM Analytics, Niwot, Colorado. The following charts show the top industries, by Standard Industrial Classification (SIC) code, consuming these products in the manufacturing and construction industries, plus annual end-user consumption by geographic region. *Industrial Supply* magazine reports on a separate product segment each issue to help distributors determine market opportunities.











## TOP 25 MANUFACTURING INDUSTRIES

SIC code	Market Value	Companies
2431 Millwork	\$ 146,611,352	14,845
2434 Wood Kitchen Cabinets	\$ 128,164,658	9,490
3724 Aircraft Engines and Engine Parts	\$ 83,473,070	1,229
3714 Motor Vehicle Parts and Accessories	\$ 74,533,671	5,898
2511 Wood Household Furniture, Except Upholstered	\$ 54,582,849	2,794
3732 Boat Building and Repairing	\$ 49,336,620	2,550
3711 Motor Vehicles and Passenger Car Bodies	\$ 48,120,181	1,775
3448 Prefabricated Metal Buildings and Components	\$ 44,737,696	1,834
3731 Ship Building and Repairing	\$ 44,307,001	1,081
3728 Aircraft Parts and Auxiliary Equipment	\$ 39,572,971	2,818
3089 Plastics Products	\$ 38,718,360	10,040
2426 Hardwood Dimension and Flooring Mills	\$ 32,825,873	1,164
3721 Aircraft	\$ 31,159,415	2,525
3949 Sporting and Athletic Goods	\$ 30,849,447	7,995
2512 Wood Household Furniture, Upholstered	\$ 29,219,698	831
2499 Wood Products	\$ 29,167,159	4,952
2435 Hardwood Veneer and Plywood	\$ 28,976,632	301
3429 Hardware	\$ 28,909,013	1,906
3545 Cutting Tools, Machine Tool Accessories	\$ 25,377,534	2,343
3423 Hand and Edge Tools, Except Machine Tools and Handsaws	\$ 23,533,891	1,299
3363 Aluminum Die-Castings	\$ 23,417,124	268
2521 Wood Office Furniture	\$ 23,297,203	877
3599 Industrial and Commercial Machinery and Equipment	\$ 22,769,256	22,137
3471 Electroplating, Plating, Polishing, Anodizing, and Coloring	\$ 20,227,378	3062
2439 Structural Wood Members	\$ 20,181,356	962

## TOP 10 CONSTRUCTION INDUSTRIES

SIC code	Market Value	Companies
1711 Plumbing, Heating and Air-Conditioning	\$ 46,168,156	18,6005
1742 Plastering, Drywall, Acoustical, and Insulation Work	\$ 29,471,774	3,0183
1721 Painting and Paper Hanging	\$ 19,441,735	9,2739
1751 Carpentry Work	\$ 10,274,905	4,8807
1623 Water, Sewer, Pipeline, and Utilities Construction	\$ 9,536,431	1,3074
1611 Highway and Street Construction, Except Elevated Highways	\$ 8,234,990	2,6671
1731 Electrical Work	\$ 8,178,538	11,8205
1771 Concrete Work	\$ 6,003,577	4,3447
1542 General Contractors-Nonresidential Buildings	\$ 5,707,207	4,4200
1521 General Contractors-Single-Family Houses	\$ 4,069,569	45,8749

# END-USER CONSUMPTION BY REGION

NORTHEAST COASTAL		Construction	16,806,549
		Manufacturing	226,851,789
		Mining	93,608
		Region total	243,751,946
MID-ATLANTIC		Construction	15,257,841
		Manufacturing	104,948,233
		Mining	136,439
		Region total	120,342,513
SOUTH ATLANTIC		Construction	19,971,257
		Manufacturing	507,870,735
		Mining	88,508
		Region total	527,930,500
SOUTHEAST CENTRAL		Construction	7,447,587
		Manufacturing	113,164,156
		Mining	7,223
		Region total	120,618,966
NORTHEAST CENTRAL		Construction	11,594,856
		Manufacturing	169,234,554
		Mining	97,113
		Region total	180,926,523
NORTHWEST CENTRAL		Construction	25,738,339
		Manufacturing	278,507,558
		Mining	124,974
		Region total	304,370,871
SOUTHWEST CENTRAL		Construction	34,973,798
		Manufacturing	351,013,673
		Mining	36,679
		Region total	386,024,150
MOUNTAIN STATES		Construction	7,983,162
		Manufacturing	159,440,362
		Mining	18,354
		Region total	167,441,878
PACIFIC COAST		Construction	21,474,855
		Manufacturing	205,726,683
		Mining	1,180,062
		Region total	228,381,600
U.S. TOTAL		Construction	161,248,244
		Manufacturing	2,116,757,743
		Mining	1,782,960
		U.S. total	2,279,788,947

Source: MDM Analytics Niwot Colo., (303) 443-5062, [www.mdm.com/analytics](http://www.mdm.com/analytics)

## GROW YOUR MARKET SHARE

Market intelligence to  
target high-potential  
accounts

### Market profiles by:

- County
- Zip
- Account

 **mdm analytics**

**888-742-5060**

[www.mdm.com/analytics](http://www.mdm.com/analytics)

**Reach your full  
market potential**