

# FLEXIBLE COUPLINGS (MRO) MARKET

The U.S. market for flexible couplings (MRO) represents about \$332 million, according to estimates from MDM Analytics, Niwot, Colorado. The following charts show the top industries, by Standard Industry Classification (SIC) code, consuming these products in the manufacturing,

construction and services industries, plus annual end-user consumption by geographic region. *Industrial Supply* magazine reports on a separate product segment each issue to help distributors determine market opportunities.

## TOP 10 MANUFACTURING INDUSTRIES

SIC code		Market Value	Companies
2621	Paper Mills	\$ 34,669,594	1,927
2631	Paperboard Mills	17,140,401	746
2672	Coated and Laminated Paper,	5,959,971	579
2671	Packaging Paper and Plastics Film, Coated and Laminated	4,084,185	586
2421	Sawmills and Planing Mills, General	4,032,795	3,272
2611	Pulp Mills	3,923,485	366
3089	Plastics Products	3,802,667	10,036
2834	Pharmaceutical Preparations	3,535,964	8,147
3273	Ready-Mixed Concrete	2,877,390	5,645
2819	Industrial Inorganic Chemicals	2,794,483	2,486











## TOP 10 CONSTRUCTION INDUSTRIES

SIC code		Market Value	Companies
1731	Electrical Work	\$ 24,794,462	116,538
1611	Highway and Street Construction, Except Elevated Highways	15,538,265	26,536
1771	Concrete Work	12,808,657	43,148
1794	Excavation Work	7,678,846	34,827
1711	Plumbing, Heating and Air-Conditioning	7,318,803	186,713
1629	Heavy Construction	6,963,723	13,151
1542	General Contractors-Nonresidential Buildings	6,735,164	43,470
1623	Water, Sewer, Pipeline, and Utility Construction	6,337,769	12,957
1541	General Contractors-Industrial Buildings and Warehouses	3,778,984	12,548
1622	Bridge, Tunnel, and Elevated Highway Construction	1,444,184	1,246

## TOP 10 OTHER SECTORS

SIC code		Market Value	Companies
9711	National Security	\$ 21,292,778	15,035
4911	Electric Services	5,776,793	22,055
7694	Armature Rewinding Shops	5,682,951	1,587
4953	Refuse Systems	3,007,324	26,729
4011	Railroads, Line-Haul Operating	2,756,242	2,421
9199	General Government, Not Elsewhere Classified	2,719,327	16,141
1221	Bituminous Coal and Lignite Surface Mining	2,535,504	532
1041	Gold Ores	1,739,965	357
4512	Air Transportation, Scheduled	1,721,958	2,435
4213	Trucking, Except Local	949,890	47,310

# END-USER CONSUMPTION BY REGION

NORTHEAST COASTAL		Construction	\$10,574,273
		Manufacturing	\$19,477,583
		Other sectors	\$ 6,389,164
		Region total	\$36,441,020
MID- ATLANTIC		Construction	\$ 8,459,337
		Manufacturing	\$ 6,332,325
		Other sectors	\$ 7,936,061
		Region total	\$22,727,723
SOUTH ATLANTIC		Construction	\$12,344,007
		Manufacturing	\$38,101,499
		Other sectors	\$ 9,491,181
		Region total	\$59,936,687
SOUTHEAST CENTRAL		Construction	\$ 4,147,924
		Manufacturing	\$ 9,346,521
		Other sectors	\$ 2,581,491
		Region total	\$16,075,936
NORTHEAST CENTRAL		Construction	\$ 7,282,316
		Manufacturing	\$11,508,598
		Other sectors	\$ 4,799,353
		Region total	\$23,590,267
NORTHWEST CENTRAL		Construction	\$13,775,448
		Manufacturing	\$15,790,390
		Other sectors	\$ 8,603,781
		Region total	\$38,169,619
SOUTHWEST CENTRAL		Construction	\$20,059,843
		Manufacturing	\$34,976,641
		Other sectors	\$16,450,479
		Region total	\$71,486,963
MOUNTAIN STATES		Construction	\$ 5,259,136
		Manufacturing	\$14,240,968
		Other sectors	\$ 4,402,510
		Region total	\$23,902,614
PACIFIC COAST		Construction	\$14,360,518
		Manufacturing	\$16,358,406
		Other sectors	\$ 9,241,319
		Region total	\$ 39,960,243
U.S. TOTAL		Construction	\$ 96,262,802
		Manufacturing	\$166,132,931
		Other sectors	\$ 69,895,339
		U.S. total	\$332,291,072

Source: MDM Analytics, Niwot, Colorado, (303) 443-5062, [www.mdm.com/mdm-analytics](http://www.mdm.com/mdm-analytics).

## GROW YOUR MARKET SHARE

Market intelligence to  
target high-potential  
accounts

### Market profiles by:

- County
- Zip
- Account

 **mdm analytics**

**888-742-5060**

[www.mdm.com/mdm-analytics](http://www.mdm.com/mdm-analytics)

**Reach your full  
market potential**