

TRANSMISSION BELTS MRO MARKET

The U.S. market for MRO transmission belts represents about \$437 million, according to estimates from MDM Analytics, Niwot, Colorado. The following charts show the top 10 industries, by Standard Industrial Classification (SIC) code, consuming these products in the manufac-

turing, construction and mining/utilities industries, plus annual end-user consumption by geographic region. *Industrial Supply* magazine reports on a separate product segment each issue to help distributors determine market opportunities.

TOP 10 MANUFACTURING INDUSTRIES

SIC code	Market Value	Companies
2621 Paper Mills	\$40,494,635	2,044
2631 Paperboard Mills	\$11,671,891	666
2672 Coated and Laminated Paper	\$6,033,750	522
2671 Packaging Paper and Plastics Film	\$4,212,650	561
2834 Pharmaceutical Preparations	\$4,161,267	8,958
2611 Pulp Mills	\$3,928,650	352
2421 Sawmills and Planing Mills, General	\$3,888,919	3,236
3273 Ready-Mixed Concrete	\$3,833,356	6,270
2821 Plastics Materials, Synthetic Resins	\$3,334,727	2,999
2819 Industrial Inorganic Chemicals	\$2,675,650	2,773











TOP 10 CONSTRUCTION INDUSTRIES

SIC code	Market Value	Companies
1731 Electrical Work	\$80,849,284	115,421
1711 Plumbing, Heating and Air-Conditioning	\$66,297,462	190,611
1542 General Contractors-Nonresidential Buildings	\$16,102,087	43,491
1611 Highway and Street Construction	\$10,433,155	27,198
1541 General Contractors-Industrial Buildings and Warehouses	\$8,843,198	12,952
1629 Heavy Construction	\$7,548,252	13,131
1623 Water, Sewer, Pipeline, and Utility Construction	\$6,094,839	13,220
1771 Concrete Work	\$5,431,226	44,147
1794 Excavation Work	\$5,335,316	34,584
1522 General Contractors-Residential Buildings	\$3,269,070	34,032

TOP 10 MINING/UTILITIES INDUSTRIES

SIC code	Market Value	Companies
4953 Refuse Systems	\$4,548,482	27,801
4213 Trucking, Except Local	\$4,150,838	57,344
4311 United States Postal Service	\$3,841,814	22,522
4212 Local Trucking Without Storage	\$2,605,542	173,171
1479 Chemical and Fertilizer Mineral Mining	\$2,147,628	102
1041 Gold Ores	\$2,004,219	359
1221 Bituminous Coal and Lignite Surface Mining	\$1,832,913	553
4111 Local and Suburban Transit	\$1,431,095	8,867
1389 Oil and Gas Field Services	\$1,235,048	13,906
1381 Drilling Oil and Gas Wells	\$806,298	2,125

END-USER CONSUMPTION BY REGION

NORTHEAST COASTAL		Construction	\$10,374,589
		Manufacturing	\$10,238,132
		Mining & Utility	\$1,029,541
		Region total	\$21,642,262
MID- ATLANTIC		Construction	\$24,855,482
		Manufacturing	\$21,231,039
		Mining & Utility	\$3,860,228
		Region total	\$49,946,749
SOUTH ATLANTIC		Construction	\$47,325,398
		Manufacturing	\$36,889,009
		Mining & Utility	\$5,465,421
		Region total	\$89,679,828
SOUTHEAST CENTRAL		Construction	\$11,537,384
		Manufacturing	\$15,521,698
		Mining & Utility	\$2,213,316
		Region total	\$29,272,398
NORTHEAST CENTRAL		Construction	\$27,123,171
		Manufacturing	\$42,446,272
		Mining & Utility	\$4,407,203
		Region total	\$73,976,646
NORTHWEST CENTRAL		Construction	\$16,011,535
		Manufacturing	\$13,132,343
		Mining & Utility	\$2,979,370
		Region total	\$32,123,248
SOUTHWEST CENTRAL		Construction	\$29,247,863
		Manufacturing	\$17,994,920
		Mining & Utility	\$5,147,034
		Region total	\$52,389,817
MOUNTAIN STATES		Construction	\$18,681,847
		Manufacturing	\$7,614,083
		Mining & Utility	\$5,612,875
		Region total	\$31,908,805
PACIFIC COAST		Construction	\$33,306,604
		Manufacturing	\$18,916,705
		Mining & Utility	\$3,926,006
		Region total	\$56,149,315
U.S. TOTAL		Construction	\$218,463,873
		Manufacturing	\$183,984,201
		Mining & Utility	\$34,640,994
		U.S. total	\$437,089,068

Source: MDM Analytics, Niwot, Colorado, (303) 443-5062, www.mdm.com/mdm-analytics.

GROW YOUR MARKET SHARE

Market intelligence to
target high-potential
accounts

Market profiles by:

- County
- Zip
- Account



888-742-5060

www.mdm.com/mdm-analytics

**Reach your full
market potential**