

CARBIDE CUTTING TOOLS MARKET

The U.S. market for carbide cutting tools represents about \$4.6 billion, according to estimates from MDM Analytics, Niwot, Colorado. The following charts show the top industries, by North American Industry Classification System (NAICS) code, consuming these products in the

manufacturing, construction and mining/utility industries, plus annual end-user consumption by geographic region. *Industrial Supply* magazine reports on a separate product segment each issue to help distributors determine market opportunities.

TOP 10 MANUFACTURING INDUSTRIES

NAICS code		Market Value	Companies
3724	Aircraft Engines and Engine Parts	\$532,687,001	1,288
3531	Construction Machinery and Equipment	\$361,029,638	4,169
3599	Industrial & Commerc Mach & Equip, Not Elsewhere Classified	\$339,059,294	23,916
3523	Farm Machinery and Equipment	\$283,935,747	3,192
3714	Motor Vehicle Parts and Accessories	\$191,375,944	6,887
3545	Cutting Tools, Mach Tool Acc, & Machinists' Preci Meas Dev	\$147,294,538	2,140
3621	Motors and Generators	\$133,811,964	1,600
3519	Internal Combustion Engines, Not Elsewhere Classified	\$129,649,135	815
3561	Pumps and Pumping Equipment	\$120,896,033	1,303
3541	Machine Tools, Metal Cutting Types	\$117,448,847	2,199











TOP 10 CONSTRUCTION INDUSTRIES

NAICS code		Market Value	Companies
1542	Gen Contr-Nonres Bldgs, Other than Ind Bldgs & Warehouses	\$14,804,063	44,375
1761	Roofing, Siding, and Sheet Metal Work	\$4,342,802	65,078
1711	Plumbing, Heating and Air-Conditioning	\$2,929,029	194,622
1731	Electrical Work	\$2,239,684	116,625
1611	Highway and Street Construction, Except Elevated Highways	\$674,107	27,745
1623	Water, Sewer, Pipeline, and Commun & Pwr Line Construction	\$497,199	13,527
1771	Concrete Work	\$472,688	45,289
1629	Heavy Construction, Not Elsewhere Classified	\$438,624	13,323
1791	Structural Steel Erection	\$214,793	4,893
1794	Excavation Work	\$148,163	35,017

TOP MINING & UTILITY INDUSTRIES

NAICS code		Market Value	Companies
4911	Electric Services	\$628,549	26,405
4311	United States Postal Service	\$284,321	22,529
4813	Telephone Communications, Except Radiotelephone	\$204,744	27,300
4953	Refuse Systems	\$150,008	28,606
4841	Cable and Other Pay Television Services	\$139,567	8,460
4812	Radiotelephone Communications	\$121,350	40,458
4899	Communications Services, Not Elsewhere Classified	\$113,071	58,443
4512	Air Transportation, Scheduled	\$79,117	2,501
4111	Local and Suburban Transit	\$72,739	9,292
4581	Airports, Flying Fields, and Airport Terminal Services	\$68,945	17,820

END-USER CONSUMPTION BY REGION

NORTHEAST COASTAL		Construction	\$1,053,010
		Manufacturing	\$314,981,483
		Mining/Utilities	\$161,014
		Region total	\$316,195,507
MID-ATLANTIC		Construction	\$3,141,210
		Manufacturing	\$441,971,570
		Mining/Utilities	\$259,391
		Region total	\$445,372,171
SOUTH ATLANTIC		Construction	\$5,756,835
		Manufacturing	\$576,396,289
		Mining/Utilities	\$405,842
		Region total	\$582,558,966
SOUTHEAST CENTRAL		Construction	\$1,507,125
		Manufacturing	\$242,658,249
		Mining/Utilities	\$125,322
		Region total	\$244,290,696
NORTHEAST CENTRAL		Construction	\$3,450,537
		Manufacturing	\$1,358,077,252
		Mining/Utilities	\$272,929
		Region total	\$1,361,800,718
NORTHWEST CENTRAL		Construction	\$2,140,792
		Manufacturing	\$437,979,241
		Mining/Utilities	\$159,553
		Region total	\$440,279,586
SOUTHWEST CENTRAL		Construction	\$3,464,116
		Manufacturing	\$481,072,118
		Mining/Utilities	\$320,748
		Region total	\$484,856,982
MOUNTAIN STATES		Construction	\$2,428,544
		Manufacturing	\$212,202,371
		Mining/Utilities	\$148,767
		Region total	\$214,779,682
PACIFIC COAST		Construction	\$4,031,557
		Manufacturing	\$483,977,085
		Mining/Utilities	\$303,390
		Region total	\$488,312,032
U.S. TOTAL		Construction	\$26,973,726
		Manufacturing	\$4,549,315,658
		Mining/Utilities	\$2,156,956
		U.S. total	\$4,578,446,340

Source: MDM Analytics, Niwot, Colorado, (303) 443-5062, www.mdm.com/mdm-analytics.

GROW YOUR MARKET SHARE

Market Intelligence to target high-potential accounts

Market profiles by:

- County
- Zip
- Account



888-742-5060

www.mdm.com/mdm-analytics

Reach your full market potential