

ABRASIVES – BONDED AND COATED

The U.S. market for abrasives (bonded and coated) represents about \$3.7 billion, according to estimates from MDM Analytics, Niwot, Colorado. The following charts show the top 10 sectors, by Standard Industrial Classification (SIC) code, consuming these products

in the manufacturing, construction and mining/utilities industries, plus annual end-user consumption by geographic region. *Industrial Supply* magazine reports on a separate product segment each issue to help distributors determine market opportunities.

TOP 10 MANUFACTURING INDUSTRIES

SIC code		Market Value	Companies
3724	Aircraft Engines and Engine Parts	\$173,003,243	1,360
2431	Millwork	\$155,161,357	15,212
2434	Wood Kitchen Cabinets	\$133,251,042	11,195
3714	Motor Vehicle Parts and Accessories	\$107,784,610	7,229
3728	Aircraft Parts and Auxiliary Equipment, Not Elsewhere Classified	\$96,433,230	3,481
3711	Motor Vehicles and Passenger Car Bodies	\$92,937,596	2,285
3599	Ind and Comm Machinery and Equipment, Not Elsewhere Classified	\$79,000,612	24,843
3531	Construction Machinery and Equipment	\$64,843,016	4,089
3519	Internal Combustion Engines, Not Elsewhere Classified	\$55,802,824	824
3523	Farm Machinery and Equipment	\$55,771,804	3,182











TOP 10 CONSTRUCTION INDUSTRIES

SIC code		Market Value	Companies
1711	Plumbing, Heating and Air-Conditioning	\$105,475,494	196,710
1742	Plastering, Drywall, Acoustical, and Insulation Work	\$35,042,943	29,061
1731	Electrical Work	\$22,940,481	115,569
1721	Painting and Paper Hanging	\$20,605,940	87,216
1623	Water, Sewer, Pipeline, and Comm and Power Line Construction	\$19,716,701	13,582
1611	Highway and Street Construction, Except Elevated Highways	\$15,471,422	27,750
1771	Concrete Work	\$14,466,178	44,330
1542	Gen Contractors-Nonres Bldgs, Other than Ind Bldgs & Warehouses	\$12,055,454	43,974
1751	Carpentry Work	\$11,591,105	47,634
1521	General Contractors-Single-Family Houses	\$9,297,106	465,921

TOP 10 MINING/UTILITIES INDUSTRIES

SIC code		Market Value	Companies
4911	Electric Services	\$5,884,564	27,372
1311	Crude Petroleum and Natural Gas	\$3,123,781	5,037
4941	Water Supply	\$2,308,606	11,937
4922	Natural Gas Transmission	\$1,877,714	1,794
4924	Natural Gas Distribution	\$914,099	2,546
4931	Electric and Other Services Combined	\$598,092	924
4952	Sewerage Systems	\$561,557	2,072
4923	Natural Gas Transmission and Distribution	\$284,482	474
4213	Trucking, Except Local	\$257,924	63,229
4311	United States Postal Service	\$232,495	22,849

END-USER CONSUMPTION BY REGION

NORTHEAST COASTAL		Construction	\$14,016,759
		Manufacturing	\$181,181,078
		Mining/Utilities	\$639,523
		Region total	\$195,837,360
MID- ATLANTIC		Construction	\$31,150,667
		Manufacturing	\$349,240,980
		Mining/Utilities	\$1,862,147
		Region total	\$382,253,794
SOUTH ATLANTIC		Construction	\$64,281,780
		Manufacturing	\$520,747,645
		Mining/Utilities	\$2,464,127
		Region total	\$587,493,552
SOUTHEAST CENTRAL		Construction	\$14,963,561
		Manufacturing	\$238,750,980
		Mining/Utilities	\$1,148,266
		Region total	\$254,862,806
NORTHEAST CENTRAL		Construction	\$36,449,307
		Manufacturing	\$898,934,472
		Mining/Utilities	\$1,932,285
		Region total	\$937,316,065
NORTHWEST CENTRAL		Construction	\$22,013,184
		Manufacturing	\$271,088,970
		Mining/Utilities	\$1,253,163
		Region total	\$294,355,317
SOUTHWEST CENTRAL		Construction	\$39,698,286
		Manufacturing	\$356,930,764
		Mining/Utilities	\$5,473,991
		Region total	\$402,103,041
MOUNTAIN STATES		Construction	\$27,164,968
		Manufacturing	\$170,503,210
		Mining/Utilities	\$1,225,824
		Region total	\$198,894,002
PACIFIC COAST		Construction	\$46,176,960
		Manufacturing	\$424,723,474
		Mining/Utilities	\$1,963,401
		Region total	\$472,863,836
U.S. TOTAL		Construction	\$295,915,470
		Manufacturing	\$3,412,101,574
		Mining/Utilities	\$17,962,728
		U.S. total	\$3,725,979,772

Source: MDM Analytics, Niwot, Colorado, (303) 443-5062, www.mdm.com/mdm-analytics.

GROW YOUR MARKET SHARE

Market intelligence to
target high-potential
accounts

Market profiles by:

- County
- Zip
- Account



888-742-5060

www.mdm.com/mdm-analytics

**Reach your full
market potential**