

SHELVING, RACKS, LOCKERS AND BENCHES MARKET

The U.S. market for shelving, racks, lockers and benches represents about \$2.5 billion, according to estimates from MDM Analytics, Boulder, Colorado. The following charts show the top 10 industries, by Standard Industrial Classification (SIC) code, consuming these products in the

manufacturing, construction and mining/utilities industries, plus annual end-user consumption by geographic region. *Industrial Supply* magazine reports on a separate product segment each issue to help distributors determine market opportunities.

TOP 10 MANUFACTURING INDUSTRIES

SIC code	Market Value	Companies
3714 Motor Vehicle Parts and Accessories	\$124,762,683	5,226
3711 Motor Vehicles and Passenger Car Bodies	\$91,270,239	1,980
3721 Aircraft	\$63,639,024	2,020
3599 Industrial and Commercial Machinery and Equipment	\$41,260,370	22,641
3724 Aircraft Engines and Engine Parts	\$40,675,328	975
3651 Household Audio and Video Equipment	\$37,317,864	2,230
3312 Steel Works, Blast Furnaces, and Rolling Mills	\$34,625,752	2,798
2834 Pharmaceutical Preparations	\$33,481,247	6,439
3531 Construction Machinery and Equipment	\$31,291,587	4,292
3523 Farm Machinery and Equipment	\$30,036,102	3,324











TOP 10 CONSTRUCTION INDUSTRIES

SIC code	Market Value	Companies
1731 Electrical Work	\$74,197,870	121,083
1542 General Contractors-Nonresidential Buildings,	\$59,497,114	47,719
1711 Plumbing, Heating and Air-Conditioning	\$48,540,461	178,448
1541 General Contractors-Industrial Buildings and Warehouses	\$30,686,980	15,542
1521 General Contractors-Single-Family Houses	\$21,372,212	424,032
1799 Special Trade Contractors	\$17,569,694	126,719
1771 Concrete Work	\$15,564,902	40,901
1611 Highway and Street Construction	\$13,328,059	26,688
1629 Heavy Construction	\$13,286,839	14,810
1761 Roofing, Siding, and Sheet Metal Work	\$12,711,601	53,429

TOP 10 MINING/UTILITIES INDUSTRIES

SIC code	Market Value	Companies
1389 Oil and Gas Field Services	\$2,836,263	12,394
1479 Chemical and Fertilizer Mineral Mining	\$2,068,721	132
1381 Drilling Oil and Gas Wells	\$1,181,354	2,800
1311 Crude Petroleum and Natural Gas	\$1,060,008	6,169
1382 Oil and Gas Field Exploration Services	\$814,063	5,692
1221 Bituminous Coal and Lignite Surface Mining	\$682,312	562
1321 Natural Gas Liquids	\$384,323	566
1241 Coal Mining Services	\$273,291	643
1222 Bituminous Coal Underground Mining	\$247,354	157
1459 Clay, Ceramic, and Refractory Minerals	\$247,327	139

END-USER CONSUMPTION BY REGION

NORTHEAST COASTAL		Construction	\$17,734,279
		Manufacturing	\$136,620,745
		Mining	\$66,025
		Region total	\$154,421,050
MID- ATLANTIC		Construction	\$42,388,263
		Manufacturing	\$239,322,094
		Mining	\$714,772
		Region total	\$282,425,130
SOUTH ATLANTIC		Construction	\$81,331,501
		Manufacturing	\$334,461,650
		Mining	\$973,210
		Region total	\$416,766,360
SOUTHEAST CENTRAL		Construction	\$20,990,593
		Manufacturing	\$130,321,905
		Mining	\$373,133
		Region total	\$151,685,630
NORTHEAST CENTRAL		Construction	\$48,134,395
		Manufacturing	\$540,414,837
		Mining	\$804,092
		Region total	\$589,353,324
NORTHWEST CENTRAL		Construction	\$28,180,437
		Manufacturing	\$167,831,523
		Mining	\$521,205
		Region total	\$196,533,164
SOUTHWEST CENTRAL		Construction	\$50,151,322
		Manufacturing	\$226,837,971
		Mining	\$5,093,468
		Region total	\$282,082,762
MOUNTAIN STATES		Construction	\$32,034,905
		Manufacturing	\$100,186,412
		Mining	\$2,017,700
		Region total	\$134,239,017
PACIFIC COAST		Construction	\$59,703,511
		Manufacturing	\$282,304,249
		Mining	\$522,188
		Region total	\$342,529,948
U.S. TOTAL		Construction	\$380,649,205
		Manufacturing	\$2,158,301,386
		Mining	\$11,085,793
		U.S. total	\$2,550,036,384

Source: MDM Analytics Boulder, Colo., (303) 443-5062, www.mdm.com/analytics.

GROW YOUR MARKET SHARE

Market intelligence to
target high-potential
accounts

Market profiles by:

- County
- Zip
- Account

 **mdm analytics**

888-742-5060
www.mdm.com/analytics

**Reach your full
market potential**